

NEWAGE VERSATILE

REVOLUTIONIZE YOUR FLOOR

PRODUCT OVERVIEW

NewAge VersaTile is a high quality, flexible & durable interlocking floor tile that creates a seamless interlock with a water resistant design.

The revolutionary zipper lock system allows for easy installation, and a high performance floor.

KEY FEATURES

- Water Resistant
- Seamless Interlock
- Hard wearing and resilient to many chemicals
- Quick and simple install
- Impervious surface
- Easy to Clean
- Excellent Thermal Properties
- Can be used in many applications
- Different colors and design options

AREAS OF USE

Residential:

- Garages
- Basements
- Sports & Fitness Areas
- Workshops
- Home Offices
- Home Entrances
- Storage Rooms
- Backyard Decks
- Patios
- Laundry Rooms

Commercial:

- Warehouses & Manufacturing Facilities
- Seasonal & Temporary Displays
- Trade Shows, Exhibitor Booths and Walkways
- Car Dealer Showrooms, Maintenance areas & Workshops
- Airplane Hangars
- Food & Vending Areas
- Concourses
- Offices
- Sports & Fitness Centers
- Greenhouses
- Laundry Mats
- Classrooms & Labs
- Trailers
- Locker Rooms
- Retail Areas

WHY VERSATILE?

- Water Resistant Seal
- Innovative Zipper Lock
- Quick Installation
- 5 year warranty
- Resistant to salt, oil, grease and more!

 Black and Grey Tiles
made from recycled PVC



INSTALLATION INSTRUCTIONS


Installation Instructions:

NewAge VersaTile can be installed without any adhesives, on a flat/sloped surface, with only a mallet and a utility knife.

We recommend that before installation, the tile must be kept at room temperature (approximately 60 degrees Fahrenheit or 15 degrees Celsius) for 24 hours prior to installation. Failure to do so may result in the tile being difficult to stretch and reduce flexibility.


Warranty: We stand behind our product! NewAge VersaTile comes with a 5 year limited warranty. NewAge VersaTile is a brand of NewAge Products Inc.

1) INTERLOCK TILES



Join the male and female edges of the tile together

2) EASY TO CUT



The flexible nature of the PVC tile allows it to be cut with a simple utility knife, jig or circular saw.

3) JUST TAP GENTLY



After interlocking, tap the tiles lightly with a mallet to adjoint the two.

4) INSTALLED AND READY TO USE!



Once completed, you will have a fully functional, beautiful floor ready to be enjoyed.

DESIGN OPTIONS


Sample Layouts




Classic



Double Classic



Checkerboard



Colour Design Ideas



Product Specifications

Size: 19.5" X 19.5" (495.3mm X 495.3 mm) = 2.64 ft² of coverage per tile Thickness: 1/4" (6.25 mm) Weight: 3.65lbs (1.66 kg) per tile

NewAge VersaTile is distributed by:



201 Chrislea Road, Vaughan, ON, Canada
1-877-306-8930 www.newageproducts.com

NEWAGE VERSATILE

VersaTile is a trade mark of NewAge Products.
All rights reserved.